


# EXNER PROCESS EQUIPMENT



**EXSTATIC**

Process holder  
Technical Information

All brand and product names are trademarks of the company EXNER PROCESS EQUIPMENT GmbH

Copyright notice

Distributed by:

EXNER PROCESS EQUIPMENT GMBH  
Industriestr. 6A  
76275 Ettlingen

Distribution date: 2016-03-01

File: EXstatic TI eng 160301

© 2007, Dipl.-Ing. Detlef Exner

All rights reserved, including the translation.

The reproduction of the content of the present operation manual is subject to prior written approval of EXNER PROCESS EQUIPMENT GMBH, Ettlingen.  
All technical information, drawings, etc. are subject to the protection of the copyright law.

Technical modifications reserved.

Printed on paper of chlorine and acid-free pulp.

---

# Table of contents

<b>1</b>	<b>Product description .....</b>	<b>5</b>
1.1	EXSTATIC holder .....	5
1.2	Process integration .....	5
<b>2</b>	<b>Technical specifications .....</b>	<b>7</b>
2.1	Standards .....	7
2.2	Material properties .....	7
2.3	Dimensions .....	8
2.4	Ambient conditions .....	9
2.5	Process conditions EXSTATIC 3XX.....	9
2.6	Ordering structure EXSTATIC 310 .....	10
2.7	Ordering structure EXSTATIC 311 .....	11
2.8	Ordering structure EXSTATIC 312 .....	12
2.9	Ordering structure EXSTATIC 315 .....	13
<b>3</b>	<b>Parts and accessories .....</b>	<b>Fehler! Textmarke nicht definiert.</b>



---

# 1 Product description

## 1.1 EXSTATIC holder

### Components

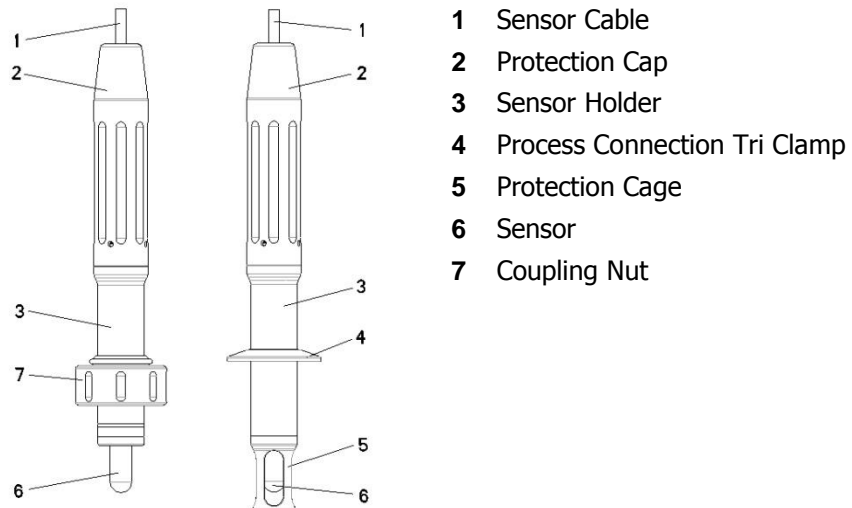


Fig. 1: Holder

**Variations** Holders are attached to tanks or tubing by an applicable process connection. In order to comply with the various process properties the EXSTATIC holder is fabricated of stainless steel or plastic. You can further choose between different process ports, sealing materials and protection cage.

## 1.2 Process integration

**Holder** The EXSTATIC holder can be fixed on a Process tank or pipeline by the process connection. The protection cage (option) protects the sensor against damage.

**Transmitter** The holder inserts a sensor in the process liquid transmitting its measuring results to a transmitter.

**Process control** The transmitter can be connected to a process control. The measuring is then controlled automatically according to the measuring results.

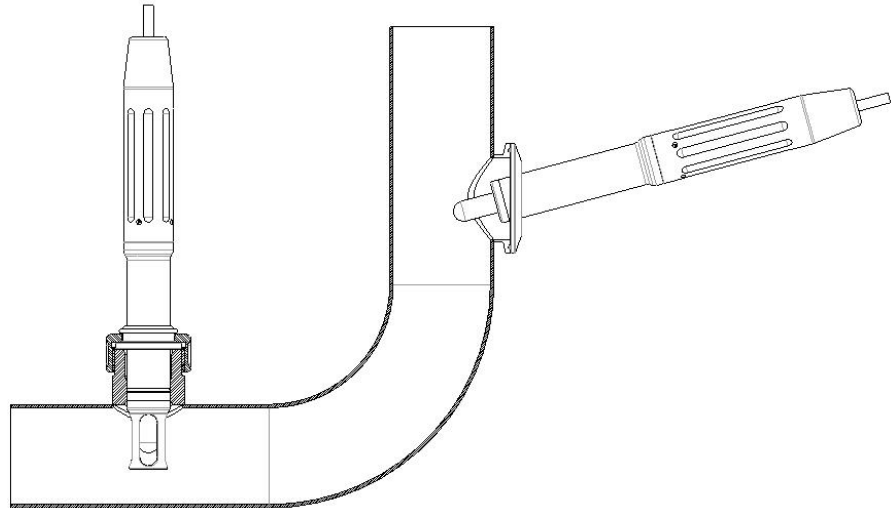


Fig. 2: Process flow

**Process connection**

**Pressure**

**Temperature**

The choice of the applicable holder is subject to the process and available connection, as well as pressure and temperature conditions. The holder of stainless steel can be used for a pressure of up to 10 bar and temperature between -10° and 140°C.



Observe pressure and temperature charts in chapter 2!

**Installation position**

The operation of the holder is generally possible in any position. The reliability of the measuring results depends on the properties of the selected sensor.

---

## 2 Technical specifications

### 2.1 Standards

Pressure equipment directive

### 2.2 Material properties

<b>Wetted components</b>		
<b>Holder</b>		
<b>EXSTATIC</b>	<b>stainless steel</b>	<b>seals</b>
<b>310</b>	1.4404/316L	EPDM FDA USP IV FPM
<b>311</b>	1.4404/316L	
<b>312</b>	1.4404/316L	
<b>315</b>	1.4404/316L	

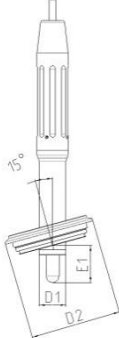
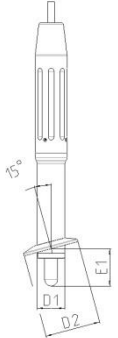
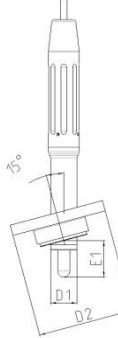
<b>Not wetted components</b>		
<b>Protection Cap</b>		
<b>EXSTATIC</b>	<b>Material</b>	
<b>3XX</b>	PA 6.6.GF30	

## 2.3 Dimensions

Holder	
	<b>EXSTATIC</b>
<b>Dimensions</b>	<b>310, 311, 313, 315</b>
<b>A<sub>1</sub> [mm]</b>	252
<b>A<sub>2</sub> [mm]</b>	200
<b>B [mm]</b>	29

Process connections EXSTATIC				
	<b>A</b>	<b>B</b>	<b>C</b>	<b>D</b>
	<b>G 1 1/4"</b>	<b>TRICLAMP</b>	<b>BIOCONTROL D50</b>	<b>VARIVENT</b>
	<b>EXSTATIC</b>	<b>EXSTATIC</b>	<b>EXSTATIC</b>	<b>EXSTATIC</b>
<b>Dimensions</b>	<b>310</b>	<b>311</b>	<b>312</b>	<b>312</b>
<b>E1 [mm]</b>	70	45 / 80	40	40
<b>E2 [mm]</b>	25		57	52
<b>D1 [mm]</b>	25	25	25	25
<b>D2 [mm]</b>		50.5 / 64	90	84



Process connections EXSTATIC			
	A	B	C
	VARIVENT	TRICLAMP	BIOCONTROL D50
			
	EXSTATIC	EXSTATIC	EXSTATIC
<b>Dimensions</b>	<b>315</b>	<b>315</b>	<b>315</b>
<b>E1 [mm]</b>	34	34	34
<b>D1 [mm]</b>	25	25	25
<b>D2 [mm]</b>	84	50.5 / 64	90

## 2.4 Ambient conditions

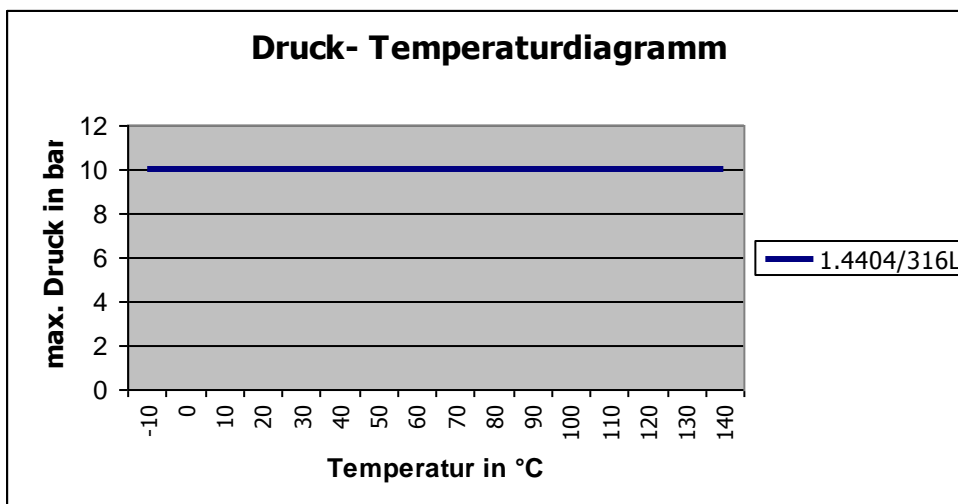
Ambient temperature - 10 - 70 °C

Transport and storage temperature - 20 - 80 °C

## 2.5 Process conditions EXSTATIC 3XX

max. allowed pressure PS: 10 bar

max. allowed temperature TS: 140 °C



## 2.6 Ordering structure EXSTATIC 310

<b>EXSTATIC 310 holder G 1 1/4 " connection</b>									
<b>Code</b>	<b>Holder, wetted material</b>								
0408	Stainless steel, 1.4404 / 316L Ra0,8								
0404	Stainless steel, 1.4404 / 316L Ra0,4								
XXXX	special design								
	<table border="1"> <thead> <tr> <th><b>Code.</b></th> <th><b>Seals, wetted material</b></th> </tr> </thead> <tbody> <tr> <td>EPD</td> <td>EPDM</td> </tr> <tr> <td>FPM</td> <td>FPM</td> </tr> <tr> <td>XXX</td> <td>special design</td> </tr> </tbody> </table>	<b>Code.</b>	<b>Seals, wetted material</b>	EPD	EPDM	FPM	FPM	XXX	special design
<b>Code.</b>	<b>Seals, wetted material</b>								
EPD	EPDM								
FPM	FPM								
XXX	special design								
	<table border="1"> <thead> <tr> <th><b>Code</b></th> <th><b>sensor</b></th> </tr> </thead> <tbody> <tr> <td>120</td> <td>120mm PG 13.5</td> </tr> <tr> <td>XXX</td> <td>special design</td> </tr> </tbody> </table>	<b>Code</b>	<b>sensor</b>	120	120mm PG 13.5	XXX	special design		
<b>Code</b>	<b>sensor</b>								
120	120mm PG 13.5								
XXX	special design								
	<table border="1"> <thead> <tr> <th><b>Code</b></th> <th><b>Process connection</b></th> </tr> </thead> <tbody> <tr> <td>IN25</td> <td>G1 1/4" coupling nut OP25</td> </tr> <tr> <td>XXX</td> <td>special design</td> </tr> </tbody> </table>	<b>Code</b>	<b>Process connection</b>	IN25	G1 1/4" coupling nut OP25	XXX	special design		
<b>Code</b>	<b>Process connection</b>								
IN25	G1 1/4" coupling nut OP25								
XXX	special design								
	<table border="1"> <thead> <tr> <th><b>Code</b></th> <th><b>Immersion length</b></th> </tr> </thead> <tbody> <tr> <td>070</td> <td>70mm under process connection</td> </tr> <tr> <td>XXX</td> <td>special design</td> </tr> </tbody> </table>	<b>Code</b>	<b>Immersion length</b>	070	70mm under process connection	XXX	special design		
<b>Code</b>	<b>Immersion length</b>								
070	70mm under process connection								
XXX	special design								
	<table border="1"> <thead> <tr> <th><b>Code</b></th> <th><b>Protection cage</b></th> </tr> </thead> <tbody> <tr> <td>0</td> <td>without</td> </tr> <tr> <td>1</td> <td>With protection cage</td> </tr> <tr> <td>XX</td> <td>special design</td> </tr> </tbody> </table>	<b>Code</b>	<b>Protection cage</b>	0	without	1	With protection cage	XX	special design
<b>Code</b>	<b>Protection cage</b>								
0	without								
1	With protection cage								
XX	special design								
<b>EXSTATIC 310</b>	<b>Item number</b>								

## 2.7 Ordering structure EXSTATIC 311

<b>EXSTATIC 311 holder TriClamp connection</b>									
<b>Code</b>	<b>Holder, wetted material</b>								
0408	Stainless steel, 1.4404 / 316L Ra0,8								
0404	Stainless steel, 1.4404 / 316L Ra0,4								
XXXX	special design								
	<table border="1"> <thead> <tr> <th><b>Code.</b></th> <th><b>Seals, wetted material</b></th> </tr> </thead> <tbody> <tr> <td>EPD</td> <td>EPDM</td> </tr> <tr> <td>FPM</td> <td>FPM</td> </tr> <tr> <td>XXX</td> <td>special design</td> </tr> </tbody> </table>	<b>Code.</b>	<b>Seals, wetted material</b>	EPD	EPDM	FPM	FPM	XXX	special design
<b>Code.</b>	<b>Seals, wetted material</b>								
EPD	EPDM								
FPM	FPM								
XXX	special design								
	<table border="1"> <thead> <tr> <th><b>Code</b></th> <th><b>sensor</b></th> </tr> </thead> <tbody> <tr> <td>120</td> <td>120mm PG 13.5</td> </tr> <tr> <td>XXX</td> <td>special design</td> </tr> </tbody> </table>	<b>Code</b>	<b>sensor</b>	120	120mm PG 13.5	XXX	special design		
<b>Code</b>	<b>sensor</b>								
120	120mm PG 13.5								
XXX	special design								
	<table border="1"> <thead> <tr> <th><b>Code</b></th> <th><b>Process connection</b></th> </tr> </thead> <tbody> <tr> <td>TC15</td> <td>TriClamp 1-1,5" (OD 50.5mm)</td> </tr> <tr> <td>TC20</td> <td>TriClamp 2,0" (OD 64mm)</td> </tr> <tr> <td>XXX</td> <td>special design</td> </tr> </tbody> </table>	<b>Code</b>	<b>Process connection</b>	TC15	TriClamp 1-1,5" (OD 50.5mm)	TC20	TriClamp 2,0" (OD 64mm)	XXX	special design
<b>Code</b>	<b>Process connection</b>								
TC15	TriClamp 1-1,5" (OD 50.5mm)								
TC20	TriClamp 2,0" (OD 64mm)								
XXX	special design								
	<table border="1"> <thead> <tr> <th><b>Code</b></th> <th><b>Immersion length</b></th> </tr> </thead> <tbody> <tr> <td>040</td> <td>45mm under process connection</td> </tr> <tr> <td>080</td> <td>80mm under process connection</td> </tr> <tr> <td>XXX</td> <td>special design</td> </tr> </tbody> </table>	<b>Code</b>	<b>Immersion length</b>	040	45mm under process connection	080	80mm under process connection	XXX	special design
<b>Code</b>	<b>Immersion length</b>								
040	45mm under process connection								
080	80mm under process connection								
XXX	special design								
	<table border="1"> <thead> <tr> <th><b>Code</b></th> <th><b>Protection cage</b></th> </tr> </thead> <tbody> <tr> <td>0</td> <td>without</td> </tr> <tr> <td>1</td> <td>With protection cage</td> </tr> <tr> <td>XX</td> <td>special design</td> </tr> </tbody> </table>	<b>Code</b>	<b>Protection cage</b>	0	without	1	With protection cage	XX	special design
<b>Code</b>	<b>Protection cage</b>								
0	without								
1	With protection cage								
XX	special design								
<b>EXSTATIC 311</b>	<b>Item number</b>								

## 2.8 Ordering structure EXSTATIC 312

<b>EXSTATIC 312 holder hygienic connection</b>									
<b>Code</b>	<b>Holder, wetted material</b>								
0408	Stainless steel, 1.4404 / 316L Ra0,8								
0404	Stainless steel, 1.4404 / 316L Ra0,4								
XXXX	special design								
	<table border="1"> <thead> <tr> <th><b>Code.</b></th> <th><b>Seals, wetted material</b></th> </tr> </thead> <tbody> <tr> <td>EPD</td> <td>EPDM</td> </tr> <tr> <td>FPM</td> <td>FPM</td> </tr> <tr> <td>XXX</td> <td>special design</td> </tr> </tbody> </table>	<b>Code.</b>	<b>Seals, wetted material</b>	EPD	EPDM	FPM	FPM	XXX	special design
<b>Code.</b>	<b>Seals, wetted material</b>								
EPD	EPDM								
FPM	FPM								
XXX	special design								
	<table border="1"> <thead> <tr> <th><b>Code</b></th> <th><b>sensor</b></th> </tr> </thead> <tbody> <tr> <td>120</td> <td>120mm PG 13.5</td> </tr> <tr> <td>XXX</td> <td>special design</td> </tr> </tbody> </table>	<b>Code</b>	<b>sensor</b>	120	120mm PG 13.5	XXX	special design		
<b>Code</b>	<b>sensor</b>								
120	120mm PG 13.5								
XXX	special design								
	<table border="1"> <thead> <tr> <th><b>Code</b></th> <th><b>Process connection</b></th> </tr> </thead> <tbody> <tr> <td>IN25</td> <td>Varivent N DN40-125</td> </tr> <tr> <td>BCT5</td> <td>NEUMO BioControl D50</td> </tr> <tr> <td>XXX</td> <td>special design</td> </tr> </tbody> </table>	<b>Code</b>	<b>Process connection</b>	IN25	Varivent N DN40-125	BCT5	NEUMO BioControl D50	XXX	special design
<b>Code</b>	<b>Process connection</b>								
IN25	Varivent N DN40-125								
BCT5	NEUMO BioControl D50								
XXX	special design								
	<table border="1"> <thead> <tr> <th><b>Code</b></th> <th><b>Immersion length</b></th> </tr> </thead> <tbody> <tr> <td>040</td> <td>40mm under process connection</td> </tr> <tr> <td>XXX</td> <td>special design</td> </tr> </tbody> </table>	<b>Code</b>	<b>Immersion length</b>	040	40mm under process connection	XXX	special design		
<b>Code</b>	<b>Immersion length</b>								
040	40mm under process connection								
XXX	special design								
	<table border="1"> <thead> <tr> <th><b>Code</b></th> <th><b>Protection cage</b></th> </tr> </thead> <tbody> <tr> <td>0</td> <td>without</td> </tr> <tr> <td>1</td> <td>With protection cage</td> </tr> <tr> <td>XX</td> <td>special design</td> </tr> </tbody> </table>	<b>Code</b>	<b>Protection cage</b>	0	without	1	With protection cage	XX	special design
<b>Code</b>	<b>Protection cage</b>								
0	without								
1	With protection cage								
XX	special design								
<b>EXSTATIC 312</b>	<b>Item number</b>								

## 2.9 Ordering structure EXSTATIC 315

<b>EXSTATIC 315 holder 15° inclined</b>													
<b>Code</b>	<b>Holder, wetted material</b>												
0408	Stainless steel, 1.4404 / 316L Ra0,8												
0404	Stainless steel, 1.4404 / 316L Ra0,4												
XXXX	special design												
	<table border="1"> <thead> <tr> <th><b>Code.</b></th> <th><b>Seals, wetted material</b></th> </tr> </thead> <tbody> <tr> <td>EPD</td> <td>EPDM</td> </tr> <tr> <td>FPM</td> <td>FPM</td> </tr> <tr> <td>XXX</td> <td>special design</td> </tr> </tbody> </table>	<b>Code.</b>	<b>Seals, wetted material</b>	EPD	EPDM	FPM	FPM	XXX	special design				
<b>Code.</b>	<b>Seals, wetted material</b>												
EPD	EPDM												
FPM	FPM												
XXX	special design												
	<table border="1"> <thead> <tr> <th><b>Code</b></th> <th><b>sensor</b></th> </tr> </thead> <tbody> <tr> <td>120</td> <td>120mm PG 13.5</td> </tr> <tr> <td>XXX</td> <td>special design</td> </tr> </tbody> </table>	<b>Code</b>	<b>sensor</b>	120	120mm PG 13.5	XXX	special design						
<b>Code</b>	<b>sensor</b>												
120	120mm PG 13.5												
XXX	special design												
	<table border="1"> <thead> <tr> <th><b>Code</b></th> <th><b>Process connection</b></th> </tr> </thead> <tbody> <tr> <td>VARN</td> <td>Varivent N DN40-125</td> </tr> <tr> <td>TC15</td> <td>TriClamp 1-1,5" (OD 50.5mm)</td> </tr> <tr> <td>TC20</td> <td>TriClamp 2,0" (OD 64mm)</td> </tr> <tr> <td>BCT5</td> <td>NEUMO BioControl D50</td> </tr> <tr> <td>XXX</td> <td>special design</td> </tr> </tbody> </table>	<b>Code</b>	<b>Process connection</b>	VARN	Varivent N DN40-125	TC15	TriClamp 1-1,5" (OD 50.5mm)	TC20	TriClamp 2,0" (OD 64mm)	BCT5	NEUMO BioControl D50	XXX	special design
<b>Code</b>	<b>Process connection</b>												
VARN	Varivent N DN40-125												
TC15	TriClamp 1-1,5" (OD 50.5mm)												
TC20	TriClamp 2,0" (OD 64mm)												
BCT5	NEUMO BioControl D50												
XXX	special design												
	<table border="1"> <thead> <tr> <th><b>Code</b></th> <th><b>Immersion length</b></th> </tr> </thead> <tbody> <tr> <td>070</td> <td>34mm under process connection</td> </tr> <tr> <td>XXX</td> <td>special design</td> </tr> </tbody> </table>	<b>Code</b>	<b>Immersion length</b>	070	34mm under process connection	XXX	special design						
<b>Code</b>	<b>Immersion length</b>												
070	34mm under process connection												
XXX	special design												
	<table border="1"> <thead> <tr> <th><b>Code</b></th> <th><b>Protection cage</b></th> </tr> </thead> <tbody> <tr> <td>0</td> <td>without</td> </tr> <tr> <td>XX</td> <td>special design</td> </tr> </tbody> </table>	<b>Code</b>	<b>Protection cage</b>	0	without	XX	special design						
<b>Code</b>	<b>Protection cage</b>												
0	without												
XX	special design												
<b>EXSTATIC 310</b>	<b>Item number</b>												



### 3 Parts and accessories

<b>Certificates</b>		
<b>EXSTATIC</b>	<b>Part</b>	<b>Item number</b>
310 / 311 / 312 / 315	EN10204-2.2 for surface finishing (wetted parts)	2-121-01-001
310 / 311 / 312 / 315	EN10204-31B for material (wetted parts)	2-121-01-002

<b>Weld in socket G 1 1/4 " connection</b>		
<b>EXSTATIC</b>	<b>Part</b>	<b>Item number</b>
310	Safety weld in socket straight, 40mm, 1.4435/316L	2-087-33-001
310	Safety weld in socket inclined, 40mm, 1.4435/316L	2-087-33-002

<b>Seals</b>		
<b>EXSTATIC</b>	<b>Part</b>	<b>Item number</b>
310	Sealing Set EPDM / FDA USP VI	2-123-20-001
	Sealing Set FPM	2-123-20-002
311 / 312 / 315	Sealing EPDM / FDA USP VI	2-123-20-003
	Sealing FPM	2-123-20-004

<b>Cap</b>		
<b>EXSTATIC</b>	<b>Part</b>	<b>Item number</b>
310 / 311 / 312 / 315	Protection Cap EXstatic	2-152-26-001



Please state serial number of your holder when ordering parts and accessories

**Exner Process Equipment GmbH**  
**Industriestraße 6a**  
**D-76275 Ettlingen**

Fon.: +49 (0)7243 9454290  
Fax.: +49 (0)7243 94542999  
[www.e-p-e.com](http://www.e-p-e.com)